



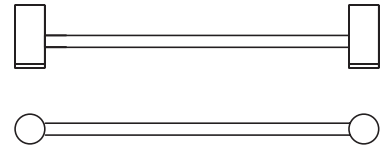
Multipurpose bar hanger

BN 1014 IS L=450

BN 1014 IS L=600

Principally for use with kitchen utensils.

Dimensions $\varnothing 20 \times 42 \times L$ mm

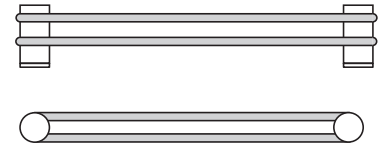


Multipurpose insert bars

BN 1013 IS L=450

Two steel cylindric stops support and stretch two rubber rings upon or between which any object, be it rigid or soft may be placed, the rubber conforming to the shape of object.

Dimensions $\varnothing 20 \times 42 \times 450$ mm




Towel Rail

BN 1030 IS L=450

BN 1030 IS L=600

Double rail for towels

Dimensions $\varnothing 20 \times 120 \times L$ mm

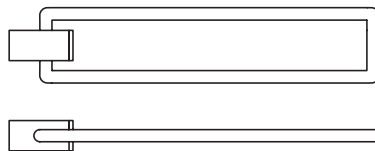


Towel Rail

BN 1032 IS L=450

Hinged rotating towel rail.

Dimensions $\varnothing 20 \times 450$ mm



Glass shelf

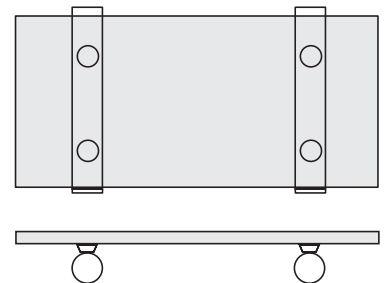
BN 1042 IS L=450

BN 1042 IS L=600

BN 1042 IS L=800

Stain glass shelf, suction mounted.

Dimensions $\varnothing 20 \times 120 \times L$ mm



Stainless Steel Shelf

BN 1041 IS L=450

BN 1041 IS L=600

Shelf entirely in stainless steel.

Dimensions $\varnothing 20 \times 120 \times L$ mm

