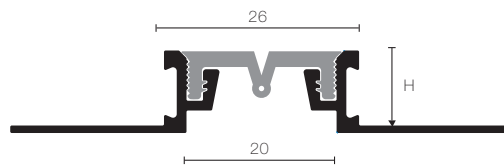


# technical expansion joint with interchangeable insert

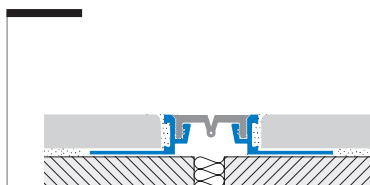
## coflex™ CBL



**COFLEX CBL** is composed of a twin double metal profile to host the internal rubber seal. This product has been designed to ensure a certain grade of protection to the tile and relative work load it may have to bear. The synthetic rubber insert efficiently compensates and absorbs flooring movements along with the covering material. **COFLEX CBL** is suitable to bear distributed weights and tensions. Select a joint with the height matching exactly the tile thickness, the joint must not rise above the level of covering surface but should be laid 0,5 ÷ 1 mm below the edge of the tiles.

Suggested flooring bays 16 – 25 m<sup>2</sup>

Illustrated scale dimension 1:1



### COFLEX CBL-AN\* Aluminium + Synthetic Insert

The aluminium profile is generally advised for indoor laying jobs and in areas which are less subject to mechanical impact and stress.

Material: Extruded Natural Aluminium

Insert: Resinil + Resinflex

Colours of insert\*: Cement Grey, Black

Length: 2,70 metres



### COFLEX CBL-ON\* Brass + Synthetic Insert

Brass offers characteristics of high tolerance to mechanical impact and diluted chemical agents. Suitable for both indoor and outdoor applications conferring a pleasant appearance and a classic finish to the coverings.

Material: Extruded Natural Brass

Insert: Resinil + Resinflex

Colours of insert\*: Cement Grey, Black

Length: 2,70 metres


### COFLEX CBI 20 P\* Spare Synthetic Insert

Made of soft synthetic resin. In case it should look worn out over time just replace the insert with a slight leverage starting from the metal profile ends.

Material: Resinil + Resinflex

Colours of insert\*: Cement Grey, Black

Length: 2,70 metres



H=mm	Insert Colour	Art.
8	23 / 51	CBL 80 AN
10	23 / 51	CBL 100 AN
12,5	23 / 51	CBL 125 AN
15	23 / 51	CBL 150 AN
20	23 / 51	CBL 200 AN

H=mm	Insert Colour	Art.
8	23 / 51	CBL 80 ON
10	23 / 51	CBL 100 ON
12,5	23 / 51	CBL 125 ON
15	23 / 51	CBL 150 ON
20	23 / 51	CBL 200 ON

Colour	Art.
23 = Cement Grey	CBI 20 P 23
51 = Black	CBI 20 P 51