

SENSIBLE



immagine scala 1:1

full-scale image

image à l'échelle 1:1

Bild im Maßstab 1:1

imágenes en escala 1:1

Изображение в масштабе 1:1



afbeelding op schaal 1:1

SENSIBLE

design Mauro Bellei







SENSIBLE

La superficie Sign ha due distinte letture percettive: semplicemente cambiando il punto di vista si può osservare l'evidenziazione della texture o il suo annullamento, fino all'uniforme tinta unita. Questa variazione è visibile solo in funzione dell'orientamento delle lastre rispetto all'osservatore. **La superficie Rise** mette in evidenza rilievi minimamente pronunciati nati dalla superficie Sign: filiformi affioramenti stanno lievitando componendo un'evoluzione sulla texture di partenza per formarne un'altra.

The Sign surface can be read in two distinct ways: viewing the product from different perspectives, the texture is either accentuated or totally disguised, making it seem like a uniform plain surface. This change is only visible when the slab is tilted at a certain angle with regard to the observer. **The Rise surface** highlights subtle reliefs spawned by the Sign surface: filiform outcrops emerge, composing an evolution on the initial texture that creates a new one.

La surface Sign a deux lectures perceptives distinctes: tout simplement en changeant le point de vue, la texture peut être accentuée ou complètement éliminée, jusqu'à la teinte unie uniforme. Cette variation n'est visible qu'en fonction de l'orientation des dalles par rapport à l'observateur. **La surface Rise** met en évidence des reliefs légèrement prononcés, nés de la surface Sign: des affleurements filiformes surgissent en composant une évolution sur la texture de départ pour en former une autre.

Die Oberfläche Sign kann auf zwei verschiedene Arten wahrgenommen werden: Betrachtet man das Material aus unterschiedlichen Perspektiven, erscheint die Textur entweder akzentuiert oder vollständig verschwunden, so dass es scheint, als handele es sich um eine einheitlich glatte Oberfläche. Dieses Changieren ist allerdings nur wahrnehmbar, wenn der Betrachter die Platte aus unterschiedlichen Blickwinkeln fixiert. **Die Oberfläche Rise** erweitert die Oberflächenanmutung der Serie um angedeutete Reliefstrukturen. Fadenförmige Aufschlüsse ergänzen die Ausgangstexturen der Oberfläche und lassen so effektvolle Variationen bilden.

La superficie Sign tiene dos lecturas perceptivas distintas: simplemente cambiando el punto de vista se puede observar claramente la textura o su anulación, hasta percibirse una tinta uniforme. Esta variación es visible en función de la orientación de las placas respecto al observador. En **la superficie Rise** se aprecian relieves muy poco pronunciados surgidos de la superficie Sign: aparecen afloramientos filiformes que producen una evolución en la textura de partida para formar otra.

Поверхность Sign дает два различных восприятия: просто изменив угол зрения, вы видите усиление текстуры или ее полное исчезновение, до однородного цвета поверхности. Это изменение видимо только в зависимости от ориентации плит по отношению к наблюдателю. **Поверхность Rise** подчеркивает все едва заметные рельефы, рожденные на поверхности Sign: нитевидные формы разрастаются, создавая эволюцию первоначальной текстуры и преобразуя ее в новую.

Het "Sign" oppervlak is in 2 verschillende perspectieven zichtbaar. De structuur ofwel geheel zichtbaar of geheel onzichtbaar waardoor het lijkt alsof het een compleet effen oppervlak is. Deze verandering is alleen zichtbaar wanneer de tegel onder een bepaalde hoek wordt bekeken. Het "Rise" oppervlak karakteriseert zich door het draadvormige reliëf van het oppervlak. Het lijkt net of katoenvezels zijn verwerkt. Dit geeft een zeer effectvolle variatie van het oppervlak.

SENSIBLE

porcellanato tecnico

hi-tech stoneware | grès cérame technique | technisches Feinsteinzeug | porcelánico técnico | керамогранит для технического использования | High-tech porcellanato

rettificato

rectified | rectifié | kalibriert/rektifiziert | rectificado | Ректифицированный | gerectificeerd



V2



superfici | surfaces | surfaces | Oberflächen | superficies | поверхности | oppervlakken



R11 A+B+C

bocciardato

bushhammered abujardado
bouchardé структурная
gestockt gebouchardeerd

RISE

naturale
matt mate
naturel натуральная
naturrau mat

SIGN

naturale
matt mate
naturel натуральная
naturrau mat

essenze | essences | nuances | Nuancen | esencias | оттенки | essences

SIGN RED	SIGN BLACK	SIGN GREY	SIGN GREEN	SIGN CREAM	SIGN WHITE
RISE RED	RISE BLACK	RISE GREY	RISE GREEN	RISE CREAM	RISE WHITE
RED BOCCIARDATO	BLACK BOCCIARDATO	GREY BOCCIARDATO	GREEN BOCCIARDATO	CREAM BOCCIARDATO	WHITE BOCCIARDATO

SENSIBLE



lastre | slabs | dalles | Platten | planchas | плиты | tegels

B **bocciardato** | bushhammered | bouchardé | gestockt | abujardado | структурная | gebouchardeerd

							
90x60 cm - 36"x24" 	SIGN BLACK ED9048	SIGN CREAM ED9049	SIGN GREEN ED9050	SIGN GREY ED9051	SIGN RED ED9052	SIGN WHITE ED9053	  72
	RISE BLACK EDR9048	RISE CREAM EDR9049	RISE GREEN EDR9050	RISE GREY EDR9051	RISE RED EDR9052	RISE WHITE EDR9053	
	BLACK B EB9048	CREAM B EB9049	GREEN B EB9050	GREY B EB9051	RED B EB9052	WHITE B EB9053	
60x60 cm - 24"x24" 	SIGN BLACK ED6048	SIGN CREAM ED6049	SIGN GREEN ED6050	SIGN GREY ED6051	SIGN RED ED6052	SIGN WHITE ED6053	  38
	RISE BLACK EDR6048	RISE CREAM EDR6049	RISE GREEN EDR6050	RISE GREY EDR6051	RISE RED EDR6052	RISE WHITE EDR6053	
	BLACK B EB6048	CREAM B EB6049	GREEN B EB6050	GREY B EB6051	RED B EB6052	WHITE B EB6053	
90x30 cm - 36"x12" 	SIGN BLACK ED8048	SIGN CREAM ED8049	SIGN GREEN ED8050	SIGN GREY ED8051	SIGN RED ED8052	SIGN WHITE ED8053	  48
	RISE BLACK EDR8048	RISE CREAM EDR8049	RISE GREEN EDR8050	RISE GREY EDR8051	RISE RED EDR8052	RISE WHITE EDR8053	
	BLACK B EB8048	CREAM B EB8049	GREEN B EB8050	GREY B EB8051	RED B EB8052	WHITE B EB8053	
60x30 cm - 24"x12" 	SIGN BLACK ED5048	SIGN CREAM ED5049	SIGN GREEN ED5050	SIGN GREY ED5051	SIGN RED ED5052	SIGN WHITE ED5053	  18
	RISE BLACK EDR5048	RISE CREAM EDR5049	RISE GREEN EDR5050	RISE GREY EDR5051	RISE RED EDR5052	RISE WHITE EDR5053	
	BLACK B EB5048	CREAM B EB5049	GREEN B EB5050	GREY B EB5051	RED B EB5052	WHITE B EB5053	

lavorazioni su misura | border program | marqueterie | Bearbeitungen nach Maß | decoraciones | программа декоров | decoren programma

15x60 cm - 6"x24" 	SIGN BLACK LIST251	SIGN CREAM LIST254	SIGN GREEN LIST257	SIGN GREY LIST260	SIGN RED LIST263	SIGN WHITE LIST266	  23
	RISE BLACK LIST269	RISE CREAM LIST272	RISE GREEN LIST275	RISE GREY LIST278	RISE RED LIST281	RISE WHITE LIST284	
	BLACK B LIST287	CREAM B LIST290	GREEN B LIST293	GREY B LIST296	RED B LIST299	WHITE B LIST302	
10x60 cm - 4"x24" 	SIGN BLACK LIST252	SIGN CREAM LIST255	SIGN GREEN LIST258	SIGN GREY LIST261	SIGN RED LIST264	SIGN WHITE LIST267	  15
	RISE BLACK LIST270	RISE CREAM LIST273	RISE GREEN LIST276	RISE GREY LIST279	RISE RED LIST282	RISE WHITE LIST285	
	BLACK B LIST288	CREAM B LIST291	GREEN B LIST294	GREY B LIST297	RED B LIST300	WHITE B LIST303	
5x60 cm - 2"x24" 	SIGN BLACK LIST253	SIGN CREAM LIST256	SIGN GREEN LIST259	SIGN GREY LIST262	SIGN RED LIST265	SIGN WHITE LIST268	  9
	RISE BLACK LIST271	RISE CREAM LIST274	RISE GREEN LIST277	RISE GREY LIST280	RISE RED LIST283	RISE WHITE LIST286	
	BLACK B LIST289	CREAM B LIST292	GREEN B LIST295	GREY B LIST298	RED B LIST301	WHITE B LIST304	

PER LE POSE MODULARI A PIÙ FORMATI, SI RICHIEDE UNA FUGA DI 3 MM.

FOR MODULAR LANE SOLUTIONS, IT IS REQUIRED A 3 MM JOINT.

POUR LA MISE EN OEUVRE D'UN CALPINAGE AVEC DIFFERENTS MODULS NOUS VOUS CONSEILLONS LA POSE AVEC UN JOINT DE 3 MM.

IM FALL VON MISCHVERBAND VERLEGUNG, WIRD EINE 3 MM FUGE BENÖTIGT.

PARA COLOCACIONES MODULARES CON DIFERENTES FORMATOS ES IMPRESCINDIBLE REALIZAR UNA JUNTA ENTRE PIEZAS DE 3 MM.

ЦЮБ 3 ММ. НЕОБХОДИМ ДК Я МОДУК ИРОВАННОЙ ЗАК АДКИ РАЗК ИЧНЫХ.

VOOR MODULAIR GEBRUIK ALTIJD 3 MM VOEG TOEPASSEN.



B bocciardato | bushhammered | bouchardé | gestockt | abujardado | структурная | gebouchardeerd

lavorazioni su misura | border program | marqueterie
Bearbeitungen nach Maß | decoraciones
программа декоров | decoren programma

							
EGG 31x33 cm - 12,2"x13"  5,9x4,3 cm 2,3"x1,7"	SIGN BLACK EM1565	SIGN CREAM EM1651	SIGN GREEN EM1653	SIGN GREY EM1655	SIGN RED EM1657	SIGN WHITE EM1659	 
	RISE BLACK EM1566	RISE CREAM EM1652	RISE GREEN EM1654	RISE GREY EM1656	RISE RED EM1658	RISE WHITE EM1660	
	BLACK B EMB145	CREAM B EMB158	GREEN B EMB159	GREY B EMB160	RED B EMB161	WHITE B EMB162	
MOSAICO 30x30 cm - 12"x12"  2,2x2,2 cm 1"x1"	SIGN BLACK EM1541	SIGN CREAM EM1542	SIGN GREEN EM1543	SIGN GREY EM1544	SIGN RED EM1545	SIGN WHITE EM1546	 
	RISE BLACK EM1547	RISE CREAM EM1548	RISE GREEN EM1549	RISE GREY EM1550	RISE RED EM1551	RISE WHITE EM1552	
	BLACK B EMB133	CREAM B EMB134	GREEN B EMB135	GREY B EMB136	RED B EMB137	WHITE B EMB138	
WATERFALL 30x30 cm - 12"x12"  2,64x5,77 cm 1"x2,3"	SIGN BLACK EM1579	SIGN CREAM EM1580	SIGN GREEN EM1581	SIGN GREY EM1582	SIGN RED EM1583	SIGN WHITE EM1584	 
	RISE BLACK EM1585	RISE CREAM EM1586	RISE GREEN EM1587	RISE GREY EM1588	RISE RED EM1589	RISE WHITE EM1590	
	BLACK B EMB152	CREAM B EMB153	GREEN B EMB154	GREY B EMB155	RED B EMB156	WHITE B EMB157	
BUBBLE 30x30 cm - 12"x12"  Ø 4 cm - 1,6"	SIGN BLACK EM1567	SIGN CREAM EM1568	SIGN GREEN EM1569	SIGN GREY EM1570	SIGN RED EM1571	SIGN WHITE EM1572	 
	RISE BLACK EM1573	RISE CREAM EM1574	RISE GREEN EM1575	RISE GREY EM1576	RISE RED EM1577	RISE WHITE EM1578	
	BLACK B EMB146	CREAM B EMB147	GREEN B EMB148	GREY B EMB149	RED B EMB150	WHITE B EMB151	
QUADROTTA 15x60 cm - 6"x24" 	SIGN BLACK EM1553	SIGN CREAM EM1554	SIGN GREEN EM1555	SIGN GREY EM1556	SIGN RED EM1557	SIGN WHITE EM1558	 
	RISE BLACK EM1559	RISE CREAM EM1560	RISE GREEN EM1561	RISE GREY EM1562	RISE RED EM1563	RISE WHITE EM1564	
	BLACK B EMB139	CREAM B EMB140	GREEN B EMB141	GREY B EMB142	RED B EMB143	WHITE B EMB144	

laserati

N naturale | matt | naturel | naturrau | mate | натуральная | mat










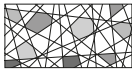


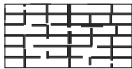




















LINE 60x30 cm - 24"x12" 	SIGN BLACK EM1641		SIGN GREEN EM1643	SIGN GREY EM1644	SIGN RED EM1645		 
CHALK 60x30 cm - 24"x12" 	SIGN BLACK EM1621		SIGN GREEN EM1623	SIGN GREY EM1624	SIGN RED EM1625		 
BEND 60x30 cm - 24"x12" 	SIGN BLACK EM1611		SIGN GREEN EM1613	SIGN GREY EM1614	SIGN RED EM1615		 

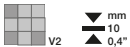


laserati

SENSIBLE




























N naturale | matt | naturel | naturrau | mate | натуральная | mat

							
CIRCUS 60x30 cm - 24"x12" 	SIGN BLACK EM1626		SIGN GREEN EM1628	SIGN GREY EM1629	SIGN RED EM1630		 
LINEFULL 60x30 cm - 24"x12" 	SIGN BLACK EM1646		SIGN GREEN EM1648	SIGN GREY EM1649	SIGN RED EM1650		 
LABYRINTH 60x30 cm - 24"x12" 	SIGN BLACK EM1631		SIGN GREEN EM1633	SIGN GREY EM1634	SIGN RED EM1635		 
CASHMERE 60x30 cm - 24"x12" 	SIGN BLACK EM1616		SIGN GREEN EM1618	SIGN GREY EM1619	SIGN RED EM1620		 
LEAF 60x30 cm - 24"x12" 	SIGN BLACK EM1636		SIGN GREEN EM1638	SIGN GREY EM1639	SIGN RED EM1640		 
RAY 90x30 cm - 36"x12" 	SIGN BLACK EM1596		SIGN GREEN EM1598	SIGN GREY EM1599	SIGN RED EM1600		 
TAPE 90x30 cm - 36"x12" 	SIGN BLACK EM1606		SIGN GREEN EM1608	SIGN GREY EM1609	SIGN RED EM1610		 
CONTACT 90x30 cm - 36"x12" 	SIGN BLACK EM1591		SIGN GREEN EM1593	SIGN GREY EM1594	SIGN RED EM1595		 
RITORTO 90x30 cm - 36"x12" 	SIGN BLACK EM1601		SIGN GREEN EM1603	SIGN GREY EM1604	SIGN RED EM1605		 



B bocciardato | bushhammered | bouchardé | gestockt | abujardado | структурная | gebouchardeerd

pezzi speciali | trims | pièces spéciales
Formstücke | piezas especiales
специальные элементы | vormstukken

							
BATTISCOPIA 9x30 cm - 4"x12" 	SIGN BLACK ED3948	SIGN CREAM ED3949	SIGN GREEN ED3950	SIGN GREY ED3951	SIGN RED ED3952	SIGN WHITE ED3953	
	RISE BLACK EDR3948	RISE CREAM EDR3949	RISE GREEN EDR3950	RISE GREY EDR3951	RISE RED EDR3952	RISE WHITE EDR3953	
BATTISCOPIA 9x60 cm - 4"x24" 	SIGN BLACK ED1648	SIGN CREAM ED1649	SIGN GREEN ED1650	SIGN GREY ED1651	SIGN RED ED1652	SIGN WHITE ED1653	
	RISE BLACK EDR1648	RISE CREAM EDR1649	RISE GREEN EDR1650	RISE GREY EDR1651	RISE RED EDR1652	RISE WHITE EDR1653	
STEP B+R 60x30 cm - 24"x12" 	SIGN BLACK ED5748	SIGN CREAM ED5749	SIGN GREEN ED5750	SIGN GREY ED5751	SIGN RED ED5752	SIGN WHITE ED5753	
	RISE BLACK EDR5748	RISE CREAM EDR5749	RISE GREEN EDR5750	RISE GREY EDR5751	RISE RED EDR5752	RISE WHITE EDR5753	
	BLACK B EB5748	CREAM B EB5749	GREEN B EB5750	GREY B EB5751	RED B EB5752	WHITE B EB5753	
STEP B+R 90x30 cm - 36"x12" 	SIGN BLACK ED8748	SIGN CREAM ED8749	SIGN GREEN ED8750	SIGN GREY ED8751	SIGN RED ED8752	SIGN WHITE ED8753	
	RISE BLACK EDR8748	RISE CREAM EDR8749	RISE GREEN EDR8750	RISE GREY EDR8751	RISE RED EDR8752	RISE WHITE EDR8753	
	BLACK B EB8748	CREAM B EB8749	GREEN B EB8750	GREY B EB8751	RED B EB8752	WHITE B EB8753	
GRADONE 60x30x3 cm - 24"x12"x1" 	SIGN BLACK ED5648	SIGN CREAM ED5649	SIGN GREEN ED5650	SIGN GREY ED5651	SIGN RED ED5652	SIGN WHITE ED5653	
	RISE BLACK EDR5648	RISE CREAM EDR5649	RISE GREEN EDR5650	RISE GREY EDR5651	RISE RED EDR5652	RISE WHITE EDR5653	
GRADONE ANGOLARE DX 60x30x3 cm - 24"x12"x1" 	SIGN BLACK ED5548DX	SIGN CREAM ED5549DX	SIGN GREEN ED5550DX	SIGN GREY ED5551DX	SIGN RED ED5552DX	SIGN WHITE ED5553DX	
	RISE BLACK EDR5548DX	RISE CREAM EDR5549DX	RISE GREEN EDR5550DX	RISE GREY EDR5551DX	RISE RED EDR5552DX	RISE WHITE EDR5553DX	
GRADONE ANGOLARE SX 60x30x3 cm - 24"x12"x1" 	SIGN BLACK ED5548SX	SIGN CREAM ED5549SX	SIGN GREEN ED5550SX	SIGN GREY ED5551SX	SIGN RED ED5552SX	SIGN WHITE ED5553SX	
	RISE BLACK EDR5548SX	RISE CREAM EDR5549SX	RISE GREEN EDR5550SX	RISE GREY EDR5551SX	RISE RED EDR5552SX	RISE WHITE EDR5553SX	

REALIZZABILI SU RICHIESTA

AVAILABLE ON DEMAND | RÉALISABLES SUR DEMANDE | VERFÜGBAR AUF ANFRAGE | SE FABRICAN BAJO PEDIDO | ВОЗМОЖНОСТЬ РЕАЛИЗАЦИИ ПОД ЗАКАЗ | OP AANVRAAG BESCHIKBAAR

STEP B+R 30x30 cm - 12"x12"

GRADONE 30x30x3 cm - 12"x12"x1"

GRADONE ANGOLARE 30x30x3 cm - 12"x12"x1"

caratteristiche tecniche

technical features | caractéristiques technique | Características técnicas | Технические характеристики | technische specificaties

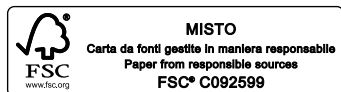
	PROPRIETÀ FISICO-CHIMICHE PHYSICAL-CHEMICAL PROPERTIES PROPRIÉTÉS PHYSICO-CHIMIQUES PHYSISCH-CHEMISCHE EIGENSCHAFTEN CARACTERÍSTICAS FISICO-QUÍMICAS	TIPO DI PROVA STANDARD OF TEST NORME DU TEST TESTNORM TIPO DE PRUEBA ESTÁNDAR	VALORE PRESCRITTO REQUIRED VALUE VALEUR PRESCRITE VORGESCHRIEBENER WERT VALOR PRESCRITO	VALORE MEDIO EIFFELGRES AVERAGE VALUE EIFFELGRES VALEUR MOYENNE EIFFELGRES MITTELWERT EIFFELGRES VALOR MEDIO EIFFELGRES	SENSIBLE
	Assorbimento d'acqua Water absorption Absorption d'eau Wasseraufnahme Absorción de agua	ISO 10545 - 3	≤ 0,5%	0,03%	
	Dimensioni Sizes Dimensions Abmessungen Dimensiones	ISO 10545 - 2	Lunghezza e Larghezza Length and width Longueur et Largeur Länge und Breite Longitud y ancho ± 0,6% Spessore Thickness Epaisseur Stärke Espesor ± 5% Rettilineità spigoli Linearity Rectitude des arêtés Kantengeradheit Rectitud de los cantos ± 0,5% Ortogonalità Wedging Ortogonalité Rechtwinkligkeit Ortogonalidad ± 0,6% Planarità Warpage Planéité Ebenfächigkeit Planeidad ± 0,5%	Lunghezza e Larghezza Length and width Longueur et Largeur Länge und Breite Longitud y ancho ± 0,2% Spessore Thickness Epaisseur Stärke Espesor ± 5% Rettilineità spigoli Linearity Rectitude des arêtés Kantengeradheit Rectitud de los cantos ± 0,2% Ortogonalità Wedging Ortogonalité Rechtwinkligkeit Ortogonalidad ± 0,2% Planarità Warpage Planéité Ebenfächigkeit Planeidad ± 0,2%	
	Resistenza alla flessione Flexion resistance Résistance à la flexion Biegefestigkeit Resistencia a la flexión	ISO 10545 - 4	≥ 35 N/mm ²	48 N/mm ²	
	Resistenza all'abrasione profonda Deep abrasion resistance Résistance à l'abrasion profonde Beständigkeit gegen Tiefenabrieb Resistencia a la abrasión profunda	ISO 10545 - 6	Max 175 mm ³	139 mm ³	
	Resistenza al gelo Frost resistance Résistance au gel Frostbeständigkeit Resistencia a las heladas	ISO 10545 - 12	Non devono presentare rotture o alterazioni apprezzabili della superficie Tiles must not produce noticeable alteration to surface Ne doivent pas présenter des ruptures ou altérations trop importantes de la surface Oberflächen dürfen, keinen Bruch oder Schaden aufweisen No deben presentar roturas ni alteraciones evidentes de la superficie	Ingelivo Frost-proof Ingélif Frostsicher Resistentes a las heladas	
	Coefficiente di dilatazione termica lineare Coefficient of linear thermal-expansion Coefficient de dilatation thermique linéaire Lineare Wärmeausdehnung Coeficiente de dilatación térmica lineal	ISO 10545 - 8	≤ 9x10 ⁻⁶ °C ⁻¹	6,2x10 ⁻⁶ °C ⁻¹	
	Resistenza agli sbalzi termici Thermal shock resistance Résistance aux écarts de température Temperaturwechselsbeständigkeit Resistencia a los saltos térmicos	ISO 10545 - 9	Nessun campione deve presentare difetti visibili No sample must show visible defects Aucun échantillon ne doit pas présenter des défauts visibles Kein Exemplar soll sichtbare Schaden aufweisen No deben presentar defectos químicos	Resistenti Resistant Résistants Beständig Resistentes	
	Resistenza dei colori alla luce Color resistance to light Résistance de la couleur à la lumière Lichtbeständigkeit Resistencia de los colores a la luz	DIN 51094	Non devono presentare apprezzabili variazioni di colore Tiles must not produce noticeable colour variation Ne doivent présenter des variations reparquables de la couleur Keine sichtbare Farbänderung ist erlaubt No deben presentar variaciones evidentes del color.	Resistenti Resistant Résistants Beständig Resistentes	
	Resistenza ai prodotti chimici Chemical resistance Résistance aux produits chimiques Chemikalienfestigkeit Resistencia a los productos químicos	ISO 10545 - 13	Non devono presentare apprezzabili segni d'attacco chimico Tiles must not produce noticeable signs of chemical attack Ne doivent pas présenter des signes trop évidents à l'attaque chimique Es dürfen keine sichtbaren Zeichen einer chemischen Zersetzung erkennbar sein No deben presentar marcas evidentes de agresión química.	Resistenti Resistant Résistants Beständig Resistentes	
	Coefficiente di attrito (scivolosità) Friction coefficient (slipperiness) Coefficient de friction (glissement) Reibungskoeffizient (Schlüpfrigkeit) Coeficiente de anti deslizamiento	ASTM C 1028	≥ 0,60	(Please ask for individual test reports)	

TEST: 90x60 cm - 36"x24" N

certificazioni | certifications | certifications | Zertifizierungen | certificaciones | сертификаты | certificeringen



in conformity with
breeam



Eiffelgres Sale Offices Via Ghiarola Nuova,119 – 41042 Fiorano M. (Mo) Italy – T +39 0536 862111 – F +39 0536 862473 – www.eiffelgres.com – info@eiffelgres.com