

*Architectural Expansion Joint Systems*


**REACT 700/800**



# React 700 Series

## Heavy Duty Vehicular Seismic System

Joint Widths 75mm to 150mm



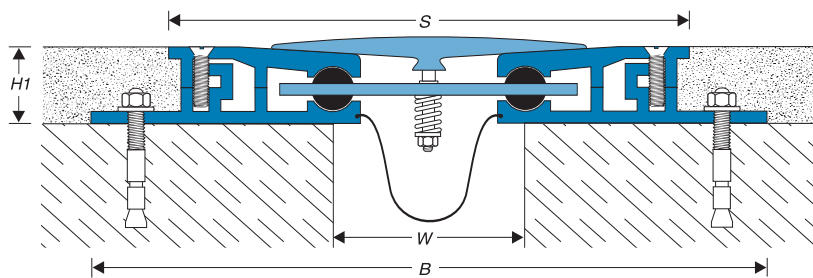
- Ideal for use in environments such as airports which exhibit a variety of requirements - pedestrians, small wheeled trolleys, baggage trucks and high load vehicles
- "No-bump", constant level, low profile
- High load rated
- Designed for use with high quality finishes, marble, granite
- Reduced sightline ideal for use with carpet and vinyl
- Seismic horizontal, vertical and shear movement
- Central swivel s-plate centres the cover plate over the joint
- Patent pending

### OPTIONS

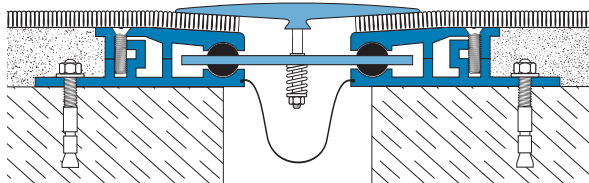
Vapour Barrier

Fire Rated

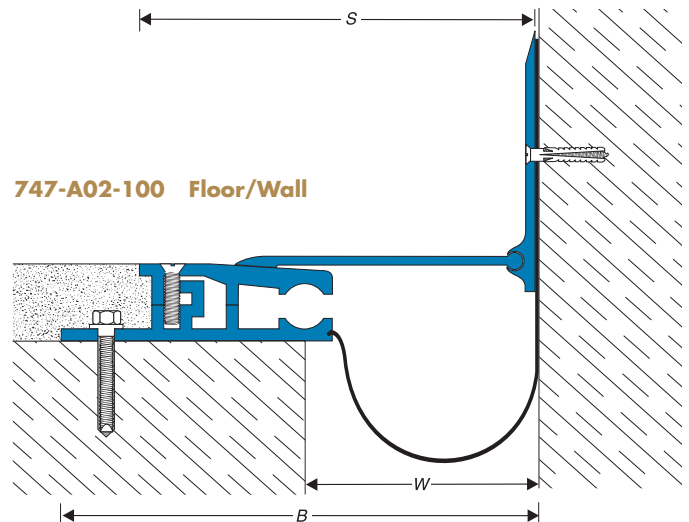
747-A01-050 Floor/Floor



**Separate installation datasheet available**



Reduced sightline with carpet/vinyl.



747-A02-100 Floor/Wall

Application	Style	W	H1	H2	S	B	Movement ±		Load
		Width mm	Height 1 mm	Height 2 mm	Sightline mm	Blockout mm	Horizontal mm	Vertical mm	
Floor/Floor	747-A01-075	75	31	.	207	268	25	12	600
	747-A01-100	100	33	.	270	331	50	16	300
	747-A01-150	150	36	.	420	480	100	45	300
Floor/Wall	747-A02-075	75	31	.	139	171	25	12	600
	747-A02-100	100	33	.	184	216	50	16	300
	747-A02-150	150	36	.	184	317	100	45	300

Shear movement capacity - unlimited.

# React 800 Series

Standard Range of Floor, Wall and Ceiling Systems  
Joint Widths 25mm to 100mm



811 A09

■ Easy to install, economical joint solutions for retro-fit and new conditions

## 802

■ For interior carpeted floors

## 811

■ For interior walls and ceilings

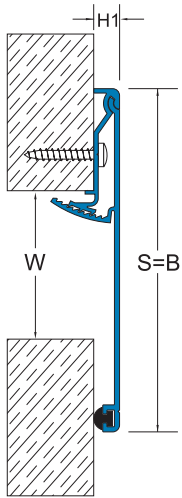
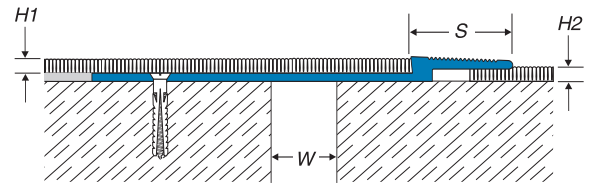
■ Unique patented design accommodating up to 6° structural sway

## OPTIONS

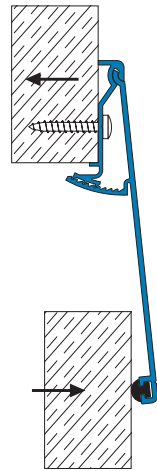
Fire Rated

Separate installation datasheet available

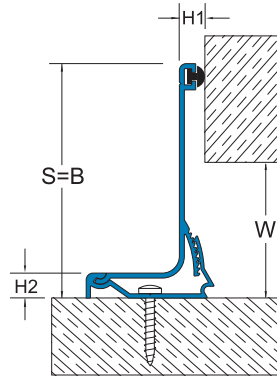
802-A01-025 Floor/Floor



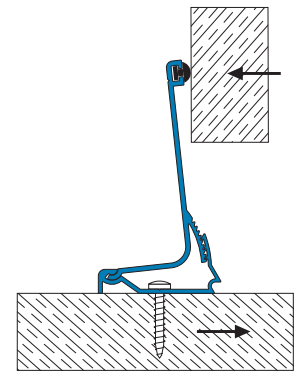
811-A07-050  
Wall/Wall  
Ceiling/Ceiling



811-A07-050  
showing sway



811-A09-050  
Wall/Corner  
Wall/Ceiling




811-A09-050  
showing sway

Application	Style	W Width mm	H1 Height mm	H2 Height mm	S Sightline mm	B Blockout mm	Movement ±		Load Rating kN
							Horizontal mm	Vertical mm	
Floor/Floor	802-A01-025	25	3	-	38	-	12	-	35
	802-A01-050	50	3	-	50	-	25	-	35
Wall/Wall Ceiling/Ceiling	811-A07-025	25	9	-	79	-	12	5	-
	811-A07-050	50	9	-	117	-	25	10	-
	811-A07-075	75	9	-	156	-	37	15	-
	811-A07-100	100	9	-	194	-	50	20	-
Wall/Corner Ceiling/Wall	811-A09-025	25	9	9	44	-	12	5	-
	811-A09-050	50	9	9	83	-	25	10	-
	811-A09-075	75	9	9	121	-	37	15	-
	811-A09-100	100	9	9	159	-	50	20	-

# React 800 Series

Standard Range of Floor, Wall and Ceiling Cover Systems

Joint Widths 25mm to 75mm



- Simple easy to install coverplate system for gaps up to 50mm wide
- Fixed into structural gap using spring clips
- Available in matching profiles for floors, walls and ceilings
- Floor joints in mill finish aluminium
- Wall joints with 25 micron clear satin anodised finish

## OPTIONS

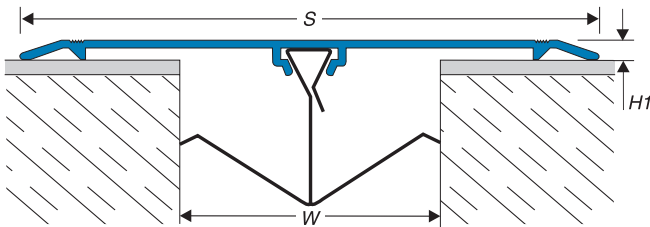
S Clip for  
25mm Joints

L Clip for  
38mm and 50mm Joints

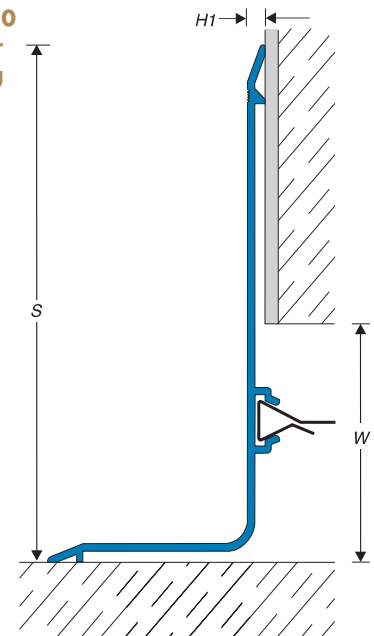
Fire Rated

**Separate installation datasheet available**

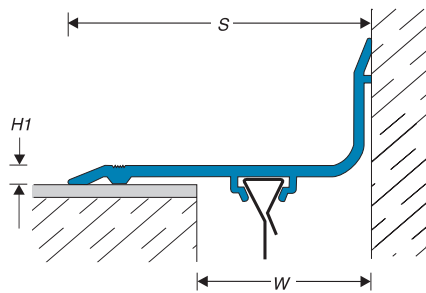
**804-A07-050 Wall/Wall • Ceiling/Ceiling**



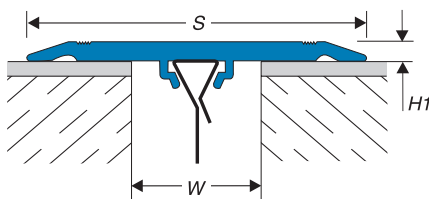
**804-A09-050 Wall/Corner Wall/Ceiling**



**804-A02-038 Floor/Wall**




**804-A01-025 Floor/Floor**



Application	Style	W Width mm	H1 Height mm	H2 Height mm	S Sightline mm	B Blockout mm	Movement ±		Load Rating kN
							Horizontal mm	Vertical mm	
Floor/Floor	804-A01-025	25	3	-	50	-	12	3	HP
	804-A01-050	50	3	-	90	-	25	5	HP
	804-A01-075	75	3	-	120	-	38	7	HP
Floor/Wall	804-A02-025	25	3	-	50	-	12	3	HP
	804-A02-050	50	3	-	90	-	25	5	HP
	804-A02-075	75	3	-	120	-	38	7	HP
Wall/Wall	804-A07-025	25	3	-	50	-	12	3	-
	804-A07-050	50	3	-	90	-	25	5	-
	804-A07-075	75	3	-	120	-	38	7	-
Corner/Wall	804-A09-025	25	3	-	50	-	12	3	-
	804-A09-050	50	3	-	90	-	25	5	-
	804-A09-075	75	3	-	120	-	38	7	-

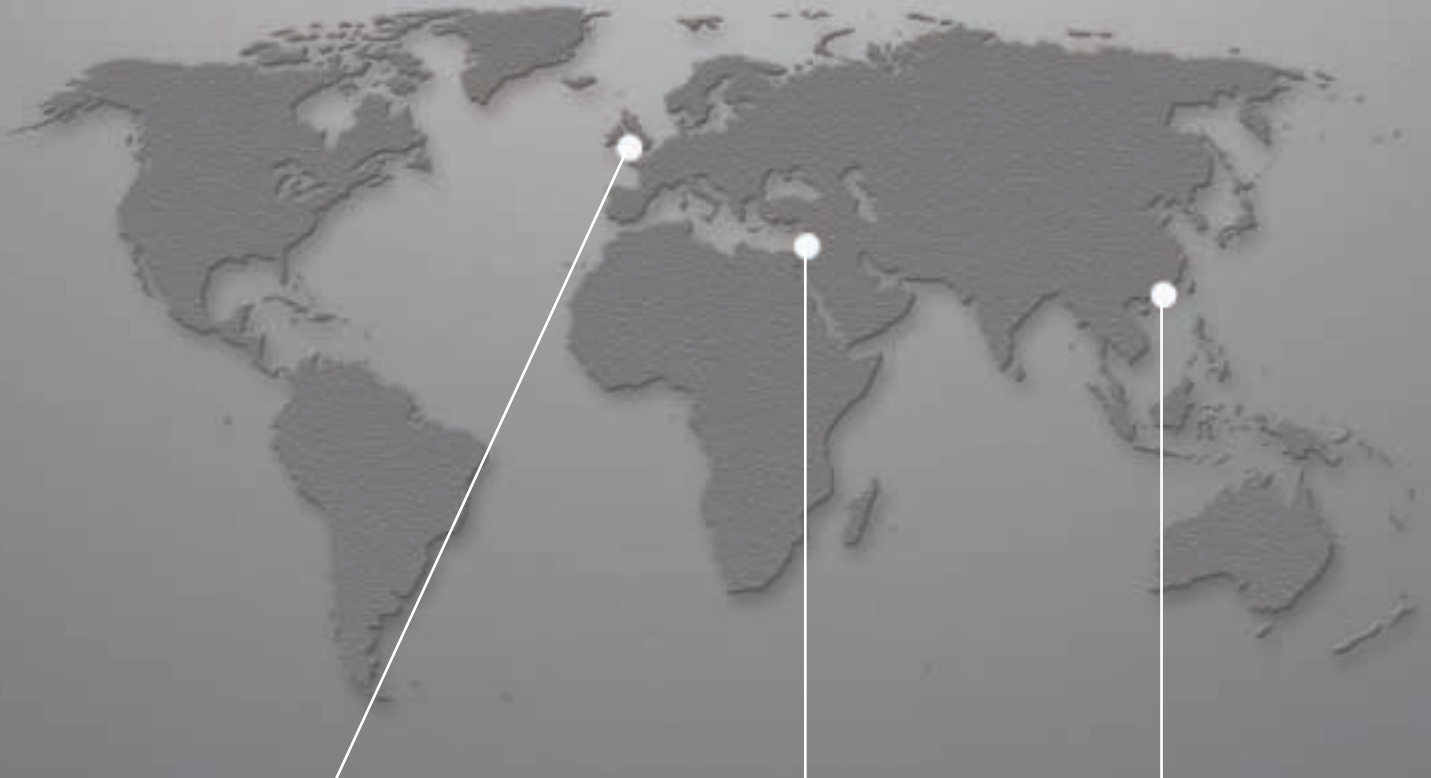
# ***Vexcolt Around the Globe***



**Rivertown Crossings - Grandville, Michigan**  
KA Inc., Architects



# VEXCOLT



### **Vexcolt Europe**

Summer House,  
Summer Way,  
Exeter,  
England EX4 8JD

Tel: ++44 (0)1392 467567  
Fax: ++44 (0)1392 467705  
e-mail: info@vexcolt.com

### **Vexcolt Middle East**

Sabah Building,  
Memari Street,  
Beirut,  
Lebanon

Tel: ++961 1 738725  
Fax: ++961 1 738731  
e-mail: info@vexcoltme.com

### **Vexcolt Asia**

Room E,  
7th Floor Gold King Industrial Building,  
35-41 Tai Lin Pai Road,  
Kwai Chung,  
N.T. Hong Kong

Tel: ++852 2420 2380  
Fax: ++852 2420 2396  
e-mail: info@vexcoltasia.com



© Vexcolt 2002 Issue date: 06/02

Vexcolt reserves the right to revise designs and specifications without notice. Information given in this booklet is correct to the best of our knowledge, but architects and specifiers must satisfy themselves as to the suitability of any particular product, specification or design detail for a specific application.

Acknowledgement: We would like to thank Sir Norman Foster and Partners for supplying and allowing us to use a picture of Chep Lap Airport, Hong Kong for the cover of this booklet.