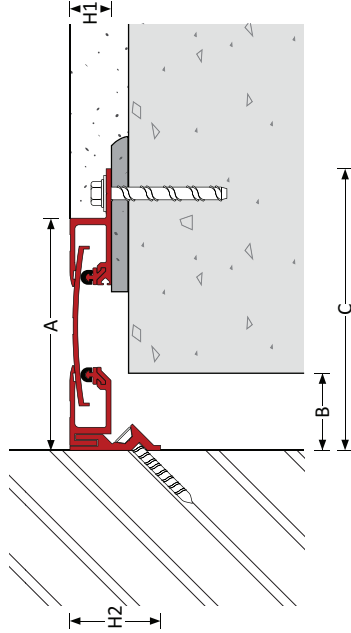
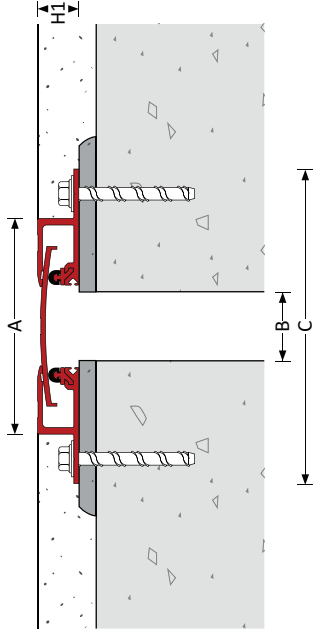


## METAL EXPANSION JOINT

Floor to Floor | Floor to Wall  
25 - 50 mm ( 1 - 2" ) Expansion Gaps

# Megatec 360 : A01-A02



### Expansion Joint Selection Criteria

Joint Location	Gap Width B (mm)	Movement Capacity (mm) ±	Eurocode Load Rating (kN)		Eurocode Load Rating (kN) Road Transport	Product Dimensions Height		Sightline A (mm)	Blockout C (mm)	Product Number
			Forklift Truck	Truck		H1 (mm)	H2 (mm)			
Floor - Floor	25	± 12	[25]	Group FL1 31kN	-	25: 38: 50	-	81	141	360-A01-025-(H1)
	50	± 25	[50]	-	-	-	-	131	191	360-A01-050-(H1)
Floor - Wall	25	± 12	[25]	Group FL1 31kN	-	25: 38: 50	70	91	121	360-A02-025-(H1)
	50	± 25	[50]	-	-	-	-	141	171	360-A02-050-(H1)

### Product Details

1. Gap width indicates the nominal expansion gap width before movement occurs.
2. + mm indicates that the expansion gap is opening. Horizontal movement perpendicular to the expansion gap.
3. - mm indicates that the expansion gap is closing. Horizontal movement perpendicular to the expansion gap.
4. [Total] shows the total movement range of the joint from fully open to fully closed.
5. Eurocode Load Rating denotes the maximum laden weight of pallet trucks and forklift trucks as defined within Eurocode EN-1991-1-1:2002. Road transport vehicles such as passenger and medium vehicles are also defined within EN-1991-1-1:2002, however for heavy road transport vehicles this value is derived from EN-1991-2:2003 and the relevant National Annexes. \* indicates that the joint is suitable only for infrequent use by designated vehicles.
6. When specifying or ordering please add the **height (H1)** required to the Product Reference. For example 360-A01-025-050 denotes a joint 50mm high.

## METAL EXPANSION JOINT

Floor to Floor | Floor to Wall  
25 - 50 mm ( 1 - 2" ) Expansion Gaps

# Megatec 360 : A01-A02

### Compatible with

<b>Concrete</b>	Concrete as a wearing surface Thin <1mm floor coatings Resin flooring
<b>Hard Finishes</b>	Ceramic tiles Natural stone Pre-polished terrazzo tiles Conglomerate paving
<b>Flexible Finishes</b>	Vinyl flooring Carpet

### Product Synopsis


<b>Location</b>	Internal floors
<b>Max Load &amp; Traffic Frequency</b>	Group FL1: 31kN (≈3.0 tonnes)
Forklift load	≤ 10 per day
Forklift transits	Not applicable
Road Transport load	Not applicable
Road Transport transits	Not applicable
Pedestrian transits	≤ 5,000 per day
<b>Movement</b>	
Direction	Horizontal, shear and vertical
Max. movement	± 25 (50 mm) horizontal
<b>Movement Classification</b>	
ASTM E-1399	Class I : Thermal Class II : Wind Sway

### System Options

Gap width(s)	25, 50 mm
Height(s)	25, 38, 50 mm
Metal type(s)	6063 T5 & T6 Aluminium
Seal colour(s)	No seal used
Fire barrier (120 & 240 mins)	Refer to pg 12 and 195 to 201
Waterproofing	Refer to pg 13
Pre-assembly in factory	Contact Vexcolt

### Complementary Systems

Internal Wall	360-A07/A09	pg 96, 97
External Wall	530-A07/A09	pg 150, 151



## APPLICATIONS

Exhibition Centres | Distribution & Retail Warehouses  
Department Stores | Supermarkets | Educational  
Residential | Factories | Parking | Roads & Bridges  
Offices & Hotels | Sports Stadiums | Airport Terminals  
Rail, Metros & Elevated Rail Stations | Hospitals  
Museums | Places of Worship | Shopping Centres

[WWW.VEXCOLT.COM](http://WWW.VEXCOLT.COM)